



Activities for 5-7s

Number 9 14/07/2020

Activity 1: Make Your Own Online Friendship Flower

- Begin the activities by asking your child if they can remember the names of Jessie's best friends from the Jessie & Friends animations (answer - Tia and Mo). If your child has not yet watched the animations or would like a re-cap, you can find them here www.thinkuknow.co.uk/parents/jessie-and-friends.
- Jessie, Tia and Mo are good friends. Ask your child to think about what it means to be a good friend and how good friends should treat each other (possible answers - always be kind, listen to each other etc.)
- Let your child know that these are behaviours and qualities they should show their friends and what they should expect from their friends back. Explain that you should **only play or chat with friends online that you know offline** and you should always treat them the same whether it's online (e. g playing a game online) or offline (e. g playing a game in the playground).
- Help your child to print the 'Online Friendship Flower' template below and stick it on card. They can then colour in and cut out the pieces. Alternatively, your child could draw and colour in and cut out their own flower. On each petal support your child to write (or draw) the qualities that they think a good friend online has. They might come up with:
 - Being kind
 - Not saying nasty things
 - Having fun
 - Sharing
 - Listening
 - Make you feel happy
- Help your child glue, sticky tack (or simply place) the petals on the back of the flower face to make their very own Online Friendship Flower.
- We'd love to see your flowers! If you like, find us on Facebook (**Click CEOP**) and share a photo of your child's creation. **Flowers only please. To keep them safe online, do not share your child's name or any pictures of your child.**

Activity 2: Being kind online

- Remind your child that if they see or hear anything online that makes them feel worried, scared or sad they should tell you or another grown-up they trust.
- Complete the 'Chatting Online' activity below. Support your child to make signs by writing in big letters the words '**TAG**' (**Tag stands for Tell A Grown-Up**) and '**OK**' on two blank sheets of paper and decorate the signs. Support your child to read the Jessie & Friends scenarios. After each scenario, ask your child to hold up their TAG sign (if they think Jessie, Tia or Mo should TAG) or their OK sign if they think what happened is ok.
- If your child gets it wrong, explain to them the right answer, then continue with the next scenario.
- When finished, reinforce the message again that if they ever feel worried, sad or scared while chatting or playing with friends online, they should tell you or a grown-up they trust.

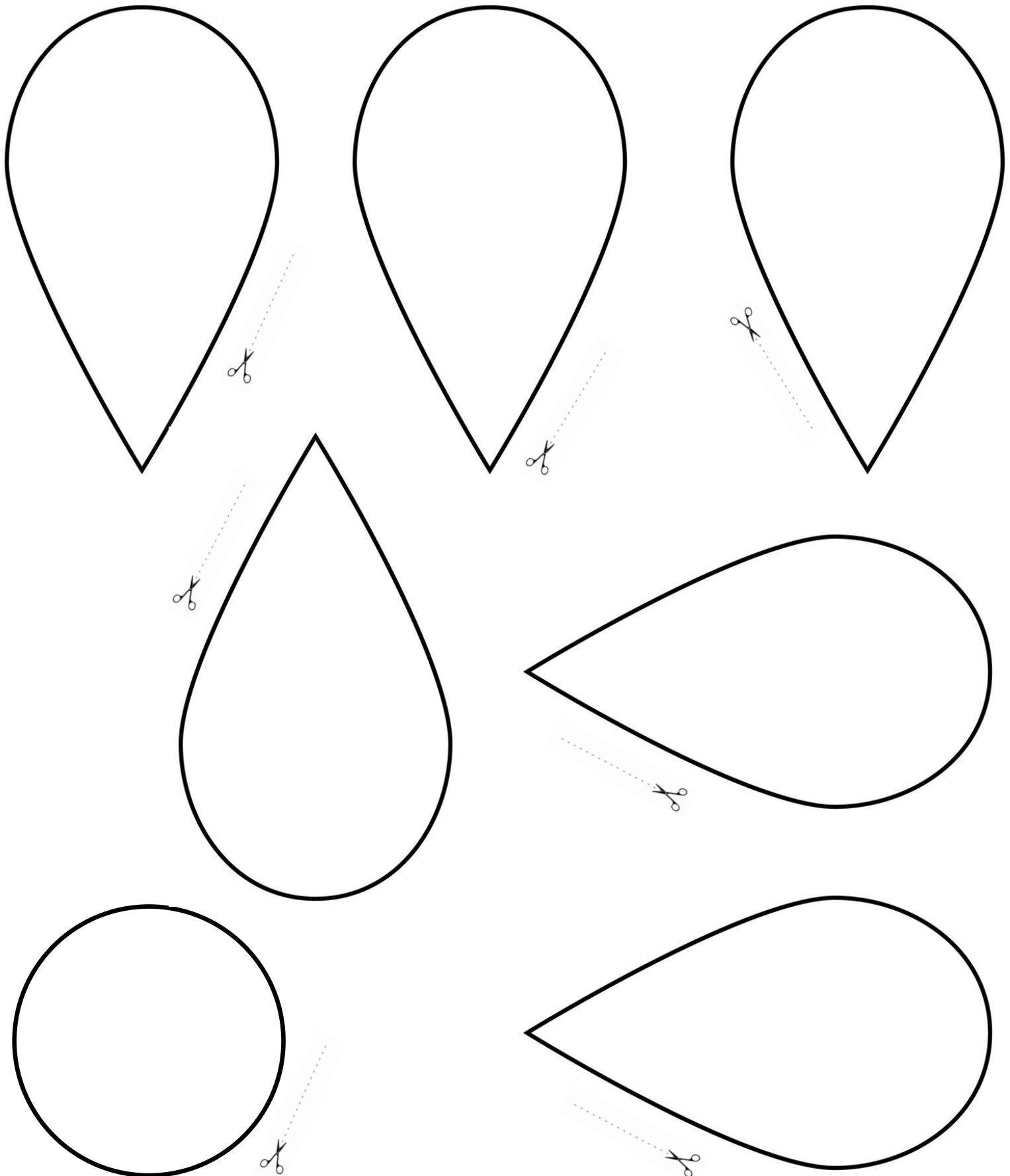
About Thinkuknow

Thinkuknow is the online safety education programme from the National Crime Agency. Once a fortnight, on Tuesdays, we will produce an activity sheet to help you support your child while schools are partially closed. You'll find lots of support and advice for parents and carers on keeping your child safe online at www.thinkuknow.co.uk/parents/.

Activities for 5-7's

Number 8 14/07/2020


Make your own Online Friendship Flower!



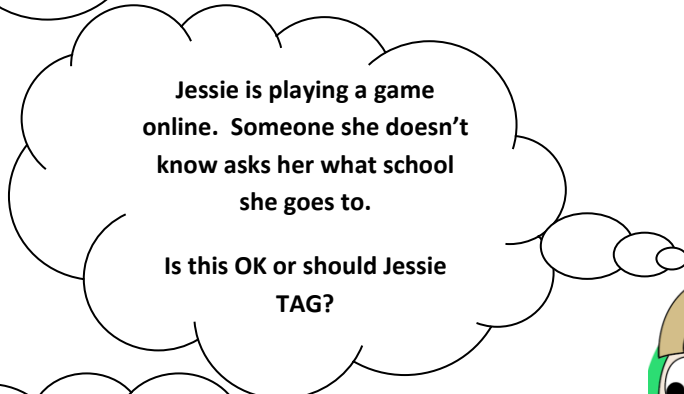
Activities for 5-7's

Number 9 14/07/2020

Jessie & Friends 'Chatting Online' Scenarios



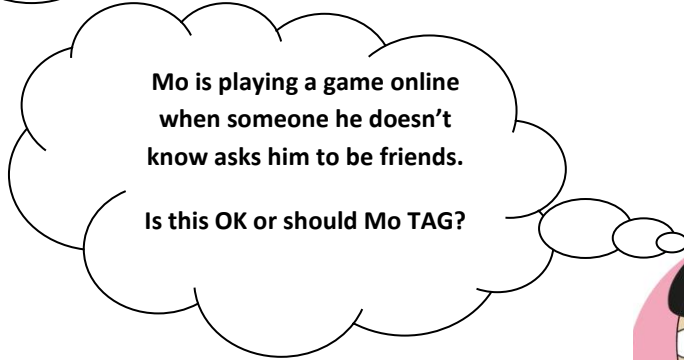
Mo is chatting to his school friend online. He tells Mo that he is going swimming later.
Is this OK or should Mo TAG?



Jessie is playing a game online. Someone she doesn't know asks her what school she goes to.
Is this OK or should Jessie TAG?



Tia is chatting to a school friend online. He asks Tia to chat on a new app he found.
Is this OK or should Tia TAG?



Mo is playing a game online when someone he doesn't know asks him to be friends.
Is this OK or should Mo TAG?



Jessie is chatting to a school friend online. He tells Jessie that she looks funny.
Is this OK or should Jessie TAG?

Remember...TAG stands for 'Tell A Grown-Up'