



The Shirt Machine:

Task one

Watch the video carefully and then answer these questions.

1. Who created the shirt machine?
2. How long did it take to collect all the bits to make the shirt machine?
3. Name the four ways that bits of the shirt machine were joined together
4. What did the uncle always eat before he started making a new shirt? Why did he need this?
5. What kind of wrapping did the finished shirts have?
6. What was the first kind of shirt that the uncle made?
7. Explain how the flying shirt worked.
8. Write at least two questions that you would like to ask the Uncle about the shirt machine.




The Shirt Machine:

Task two

Watch the video from 1:17-1:37 and then pause at the image of the completed machine. List the names of as many different parts of the machine as you can.


Now write your list in alphabetical order.

Explain how the shirt machine works in your own words.



The Shirt Machine:

Task three



Do you think the shirt machine is a clever invention? Explain your thoughts.

Which of the shirts would you choose to wear? Explain your reasons why. Would you make any changes to it?


What kind of shirts would you invent? Use your senses to help you. Draw one of your ideas below and explain what would be special about it in as much detail as possible.



The Shirt Machine:

Task four

Create a story board to show the story of The Shirt Machine. Try to add some thought or speech bubbles to show what the Uncle might say.



The Shirt Machine:

Task Five

Design an award certificate for the uncle for his shirt machine. Think about:

- Why he might deserve an award.
- The kind of personal qualities he showed in taking the time to make the machine.
- What was unusual about the machine he created.
- The effect his shirts might have had on other people.

