

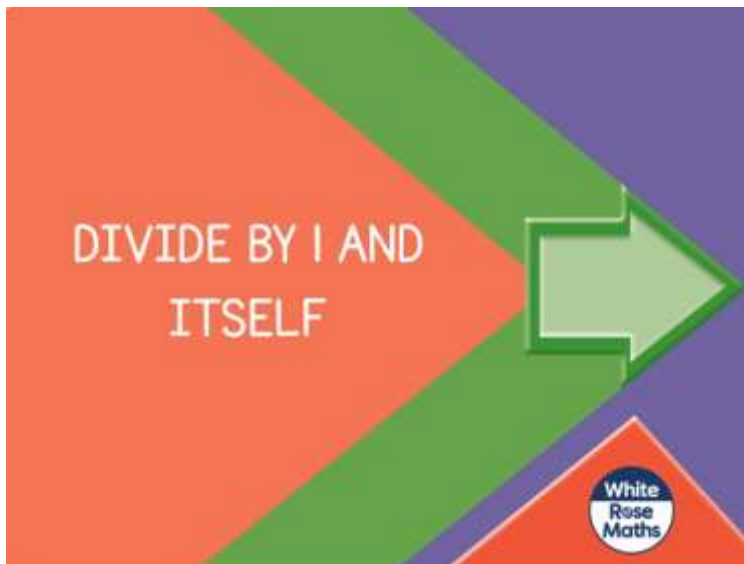
Day one

To access the maths home learning, please use the following links:

<https://whiterosemaths.com/homelearning/year-4/week-11-number-multiplication-division/>

Copy and paste this link into your web browser.

This will bring you to the units we will be exploring over the next week.



Today, we will be focusing on dividing a number by itself and 1.

Please watch this video and note down any strategies that might help you complete the worksheet.

It would be useful to take notes on a notepad, or whiteboard whilst watching the video – remember, if you get stuck on the worksheet at any point, you can always watch the video again.

Divide by 1 and itself

1 Annie has 5 cookies and some plates.



She wants to put 1 cookie on each plate.

a) How many plates will she need?

b) Complete the calculation.

$$\square \div \square = \square$$

2 Annie has 5 more cookies.



She has 5 friends.

She shares the cookies equally between her 5 friends.

a) How many cookies does each child get?

b) Complete the calculation.

$$\square \div \square = \square$$

3 a) Complete the calculations.

$$8 \times 1 = \square \qquad 13 \times 1 = \square \qquad 20 \times 1 = \square$$

$$8 \div 1 = \square \qquad 13 \div 1 = \square \qquad 20 \div 1 = \square$$

b) What do you notice about multiplying and dividing by 1?

c) Use what you have noticed to complete these calculations.

$$7 \times 1 = 7 \div \square$$

$$10 \div 1 = 10 \times \square$$

$$\square \times 1 = 18 \div 1$$

4 Tick all the cards that have an answer of 1

$$7 \div 1$$

$$10 \div 10$$

$$5 \div 1$$

$$9 \div 9$$

$$18 \div 18$$

$$10 \div 2$$

$$6 \div 1$$

$$1 \times 1$$

$$17 \div 1$$

How do you know if a division has an answer of 1?



5 Write $>$, $<$ or $=$ to compare the calculations.

- a) 4×0 $5 \div 1$ d) $13 \div 1$ 31×0
b) 24×1 $24 \div 1$ e) $8 \div 8$ $9 \div 9$
c) 1×9 $9 \div 1$ f) $10 \div 1$ $10 \div 10$

6 Work out these calculations.

- a) $8 \div 4 \div 1 =$
b) $25 \div 1 \div 5 =$
c) $9 \times 4 \div 1 =$
d) $12 \div 1 \times 4 =$

7

$$\heartsuit \div \heartsuit = \blacktriangle$$

Complete this calculation.

$$\blacksquare \times \blacktriangle =$$

How did you work this out?

8

Rosie has 14 birthday invitations.

She wants to give them out to children in her class.

Each child will get 1 invitation each.

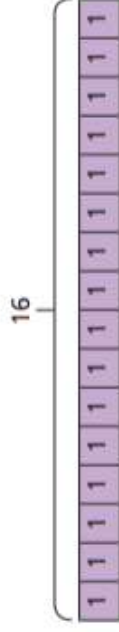
I did $1 \div 14 = 14$
to work out how many
people I can give the
invitations to.




What mistake has Rosie made?

9

Explain how each image shows $16 \div 1$



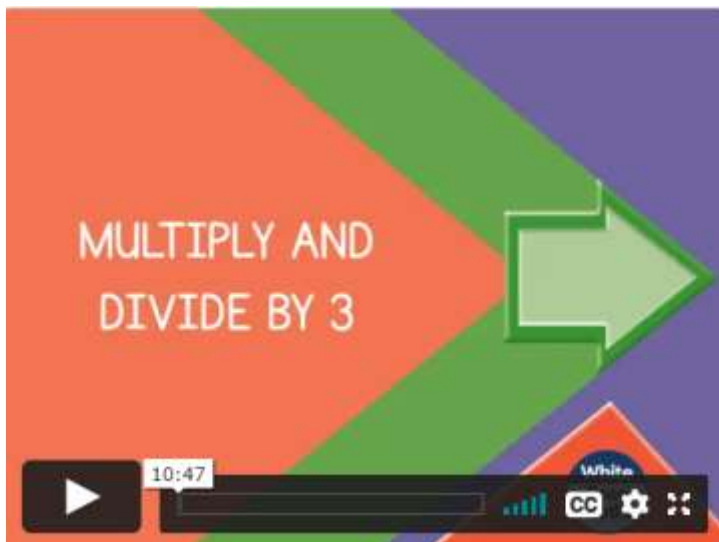


Day two

<https://whiterosemaths.com/homelearning/year-4/week-11-number-multiplication-division/>

Copy and paste this link into your web browser.

This will bring you to the units we will be exploring over the next two weeks.




Today, we will be focusing on multiplying and dividing by 3.

Please watch this video and note down any strategies that might help you complete the worksheet.

It would be useful to take notes on a notepad, or whiteboard whilst watching the video – remember, if you get stuck on the worksheet at any point, you can always watch the video again.

Multiply by 3

1 Complete the sentences.




a)

There are equal groups of

$$\square + \square + \square + \square + \square + \square = \square$$

$$\square \times \square = \square$$

b)



There are equal groups of

$$\square = \square + \square + \square$$

$$\square = \square \times \square$$

c)



There are equal groups of

$$\square + \square + \square + \square + \square + \square = \square$$


$$\square \times \square = \square$$

Could you write the number sentences in a different way?



2 Write two multiplication sentences for each part of the question.

a)



$$\square \times \square = \square$$

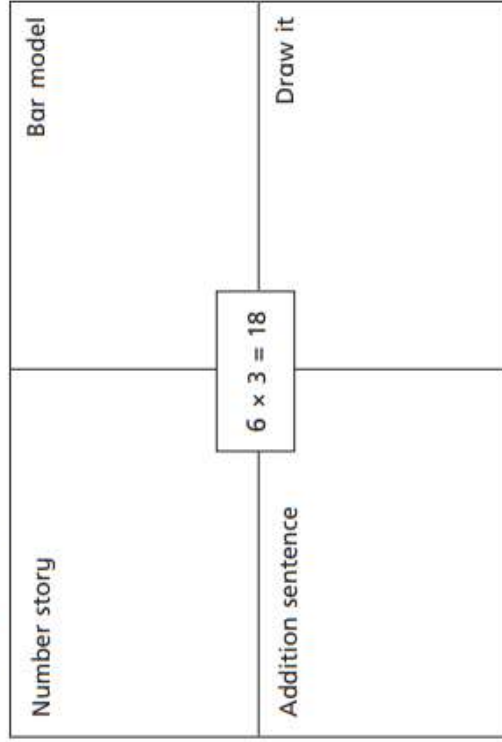
$$\square \times \square = \square$$



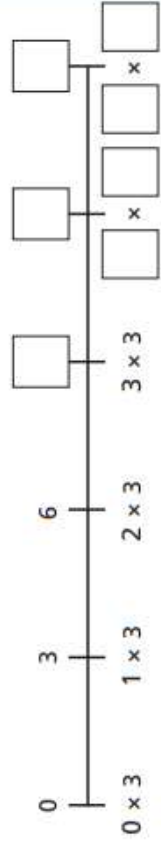
× =

× =

3 Complete the diagram.



4 Complete the number line.



5



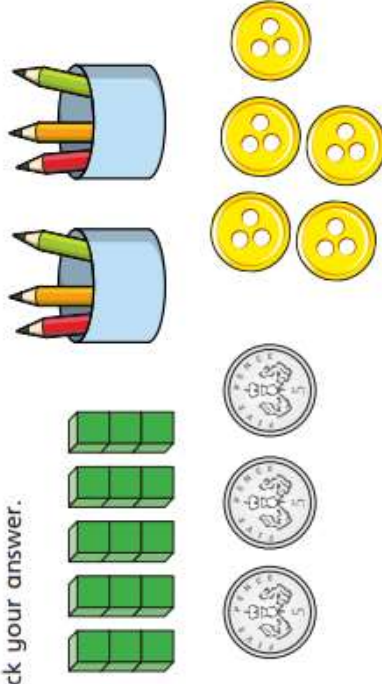
6 lots of 3
is 6 more than
5 lots of 3

Do you agree with Dora? _____
Explain why. _____

6

Which is the odd one out?

Tick your answer.



Explain your answer. _____

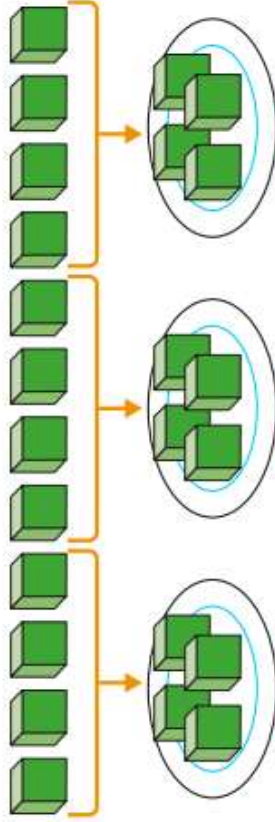
Is there more than one answer? _____



Divide by 3



1



Complete the sentences.

There are 12 cubes.

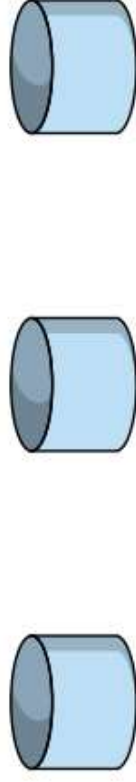
There are plates.

Each plate has cubes.

12 divided into equal groups is

2 Mo has 15 pencils.

He shares them equally into 3 pots.



How many pencils will there be in each pot?

There will be pencils in each pot.

3 Divide 18 counters into groups of 3 counters.

Draw a picture to show what this would look like.

How many groups did you draw?

4 There are 27 cakes.

A box can hold 3 cakes.

How many boxes of 3 cakes can be filled?


Use the number line to help you.



boxes of 3 cakes can be filled.

5

Complete the bar model for the division $33 \div 3 = 11$



Is there more than one way to do this?

6

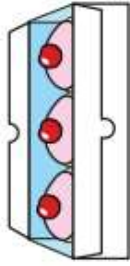
Complete the division statements for each problem.

a) Esther has 21 balloons.

She puts them into 3 party bags.

How many balloons are in each party bag?

$$\square \div \square = \square$$



b) Nijah has 36 apples.

In each box there are 3 apples.

How many boxes are there?

$$\square \div \square = \square$$

c) 24 children stand in groups of 3

How many groups are there?

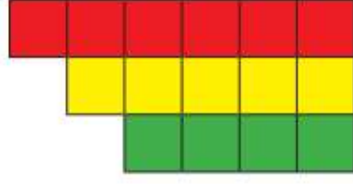
$$\square \div \square = \square$$

7

Numbers that follow each other when you count are called consecutive numbers.

Three consecutive numbers can form a staircase.

Here is 4, 5 and 6



When you add three consecutive numbers, the total can always be divided equally by 3

Is this statement correct?

Talk about it with a partner.

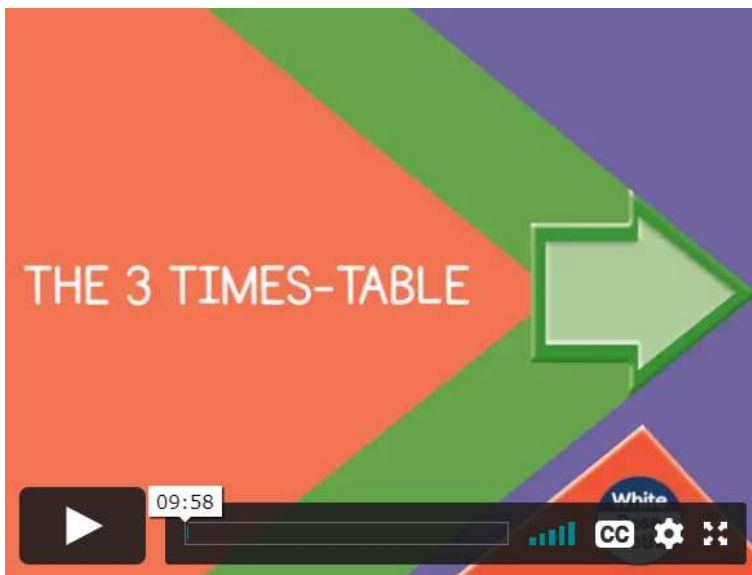


Day three

<https://whiterosemaths.com/homelearning/year-4/week-11-number-multiplication-division/>

Copy and paste this link into your web browser.

This will bring you to the units we will be exploring over the next two weeks.



Today we will be looking at the 3-times table in different ways.

Please watch this video and note down any strategies that might help you complete the worksheet.

It would be useful to take notes on a notepad, or whiteboard whilst watching the video – remember, if you get stuck on the worksheet at any point, you can always watch the video again.

The 3 times-table

1 Complete the multiplications.




$$\square \times \square = \square$$



$$\square \times \square = \square$$

2 Dani makes an array using counters.



Write two multiplication and two division facts represented by the array.

<input type="text"/>	x	<input type="text"/>	=	<input type="text"/>
<input type="text"/>	x	<input type="text"/>	=	<input type="text"/>
<input type="text"/>	÷	<input type="text"/>	=	<input type="text"/>
<input type="text"/>	÷	<input type="text"/>	=	<input type="text"/>

3 Complete the number sentences.

- a) $6 \times 3 = \square$ d) $\square \div 3 = 5$
 b) $3 \times \square = 27$ e) $12 \times 3 = \square$
 c) $\square \div 11 = 3$ f) $\square \times 3 = 0$

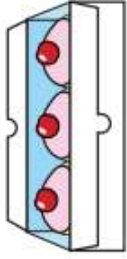
4 Complete the number sentences.

- a) $2 \times 3 = \square$ b) $6 = 3 \times \square$
 $4 \times 3 = \square$ $12 = 3 \times \square$
 $8 \times 3 = \square$ $18 = 3 \times \square$

What patterns do you notice?

5 Write <, > or = to compare the statements.

- a) $33 \div 11$ 3 d) 6×3 $6 \div 3$
 b) 27 $30 \div 3$ e) 3×6 $18 \div 3$
 c) $9 \div 3$ 3×6 f) 0×3 $3 \div 3$



4 There are 27 cakes.

A box can hold 3 cakes.

How many boxes of 3 cakes can be filled?

Use the number line to help you.



boxes of 3 cakes can be filled.

5 Complete the bar model for the division $33 \div 3 = 11$



Is there more than one way to do this?

6 Complete the division statements for each problem.

a) Esther has 21 balloons.

She puts them into 3 party bags.

How many balloons are in each party bag?

\div =

b) Nijah has 36 apples.

In each box there are 3 apples.

How many boxes are there?

\div =

c) 24 children stand in groups of 3

How many groups are there?

\div =

7 Numbers that follow each other when you count are called consecutive numbers.

Three consecutive numbers can form a staircase.

Here is 4, 5 and 6



When you add three consecutive numbers, the total can always be divided equally by 3

Is this statement correct?

Talk about it with a partner.

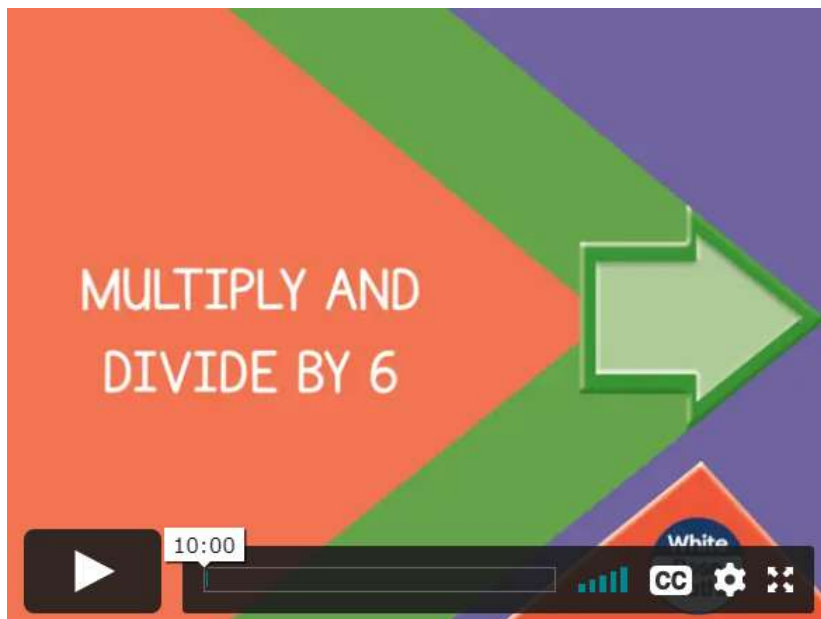


Day four

<https://whiterosemaths.com/homelearning/year-4/week-11-number-multiplication-division/>

Copy and paste this link into your web browser.

This will bring you to the units we will be exploring over the next two weeks.



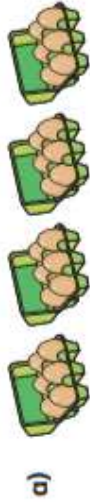
Today, we will be focusing on multiplying and dividing by 6.

Please watch this video and note down any strategies that might help you complete the worksheet.

It would be useful to take notes on a notepad, or whiteboard whilst watching the video – remember, if you get stuck on the worksheet at any point, you can always watch the video again.

Multiply and divide by 6

1 Complete the sentences.



There are boxes.

There are eggs in each box.

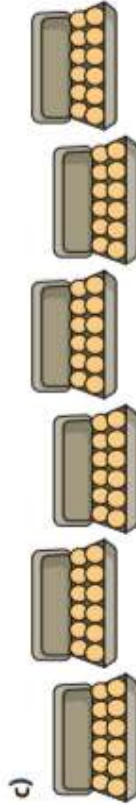
There are eggs altogether.



There are spiders.

There are legs on each spider.

There are legs altogether.




There are boxes.

There are eggs in each box.

There are eggs altogether.

2 a) Rosie has 30 strawberries.




She shares them equally between 6 bowls.

a) Draw on the picture to show how Rosie shares the strawberries.

b) How many strawberries does Rosie put in each bowl?


Rosie puts strawberries in each bowl.

3 These apples are being put into bags of 6



How many bags are needed?

- 4 Complete the number sentences to describe the array.



$$\square \times 6 = \square$$

$$\square \times \square = \square$$

$$\square \div 6 = \square$$

$$\square \div \square = \square$$

- 5 A red ribbon is 6 cm long.
A yellow ribbon is 7 times as long as the red ribbon.
How long is the yellow ribbon?

The yellow ribbon is cm long.

- 6 There are 66 children sitting in rows.
There are 6 children in each row.
How many rows are there?

- 7 Nails come in boxes of 100.
A crate holds 6 boxes.
A shop orders 4,800 nails.
How many crates does the shop order?



- 8 Teddy has an odd number of counters.



I can share
my counters into 6
equal groups.

Do you agree with Teddy? _____
Why? _____

Day five

<https://whiterosemaths.com/homelearning/year-4/week-11-number-multiplication-division/>

Copy and paste this link into your web browser.

This will bring you to the units we will be exploring over the next two weeks.

Today we will be focusing on 6 times tables and division facts.

Please watch this video and note down any strategies that might help you complete the worksheet.

It would be useful to take notes on a notepad, or whiteboard whilst watching the video – remember, if you get stuck on the worksheet at any point, you can always watch the video again.

6 times-table and division facts

1 Write the multiplication fact to work out how many there are in total.



× =



× =



Complete the facts represented by the array.

<input type="text"/>	×	<input type="text"/>	=	<input type="text"/>
<input type="text"/>	×	<input type="text"/>	=	<input type="text"/>
<input type="text"/>	÷	<input type="text"/>	=	<input type="text"/>
<input type="text"/>	÷	<input type="text"/>	=	<input type="text"/>

3 Fill in the gaps.

3 times-table

$0 \times 3 = \square$

$1 \times 3 = 3$

$2 \times 3 = 6$

$3 \times 3 = 9$

$4 \times 3 = \square$

$5 \times 3 = \square$

$6 \times 3 = 18$

6 times-table

$0 \times 6 = \square$

$1 \times 6 = \square$

$2 \times 6 = 12$

$3 \times 6 = \square$

$4 \times 6 = 24$

$5 \times 6 = \square$

$6 \times 6 = \square$

What patterns can you see?
Talk about it with a partner.

4 Complete the number tracks.



5 Complete the calculations.

- a) $3 \times 6 = \square$ g) $6 \times 6 = \square$
 b) $2 \times \square = 12$ h) $\square \div 6 = 7$
 c) $6 \times 4 = \square$ i) $6 \times \square = 48$
 d) $\square \div 6 = 1$ j) $\square \div 6 = 11$
 e) $11 \times 6 = \square$ k) $10 \times 6 = \square$
 f) $\square \times 6 = 30$ l) $\square \times 3 = 30$

6 Colour the multiples of 6

1	2	3	4	5	6	7	8	9	10
11	12	13	14	15	16	17	18	19	20
21	22	23	24	25	26	27	28	29	30
31	32	33	34	35	36	37	38	39	40
41	42	43	44	45	46	47	48	49	50
51	52	53	54	55	56	57	58	59	60
61	62	63	64	65	66	67	68	69	70
71	72	73	74	75	76	77	78	79	80

Use the grid to complete the calculations.

$72 \div 6 = \square$ $78 \div 6 = \square$

7 Sort the number cards into the diagram.

- 18 15 36 16 20 6 72 63

	Multiples of 6	Not multiples of 6
Even numbers		
Odd numbers		

Are any of the boxes empty?

Compare answers with a partner.

8 Jack is thinking of two whole numbers.

The sum of the numbers is 13

The difference between the numbers is 1

What is the product of the numbers?

The product of the numbers is